

Binary optical communication in single-mode and entangled quantum noisy channels

Stefano Olivares¹ and Matteo G A Paris²

¹ Dipartimento di Fisica and Unità INFN, Università degli Studi di Milano, via Celoria 16, I-20133 Milano, Italy

² INFN Unità di Pavia, via Bassi 6, I-27100 Pavia, Italy

Received 19 May 2003, accepted for publication 22 October 2003

Published 6 November 2003

Online at stacks.iop.org/JOptB/6/69 (DOI: 10.1088/1464-4266/6/1/012)

Abstract

We address binary optical communication in single-mode and entangled quantum noisy channels. For single mode we present a systematic comparison between direct photodetection and homodyne detection in realistic conditions, i.e. taking into account the noise that occurs during both the propagation and the detection of the signals. We then consider entangled channels based on a twin-beam state of radiation, and show that with realistic heterodyne detection the error probability at fixed channel energy is reduced in comparison with the single-mode cases for a large range of values of quantum efficiency and noise parameters.

Keywords: quantum information, binary communication, entanglement, noisy channels, homodyne detection, heterodyne detection

1. Introduction

Classical information may be conveyed to a receiver through quantum channels. To this end a transmitter prepares a quantum state drawn from a collection of known states and sends it through a given quantum channel. The receiver retrieves the information by measuring the channel, so as to discriminate among the set of possible preparations and to determine the transmitted signal. The encoding states are generally not orthogonal and also, when orthogonal signals are transmitted, they usually lose orthogonality because of noisy propagation through the communication channel. Therefore, in general, no measurement allows the receiver to distinguish perfectly between the signals [1, 2] and the need for optimizing the detection strategy unavoidably arises.

In binary communication based on optical signals, information is encoded into two quantum states of light. Amplitude modulation keyed (AMK) signals consist of two states of a single-mode radiation field, which are given by $|\varrho_j\rangle = |\psi_j\rangle\langle\psi_j|$, $j = 1, 2$, with $|\psi_1\rangle = |\psi_0\rangle$ and $|\psi_2\rangle = D(\alpha)|\psi_0\rangle$, where $|\psi_0\rangle$ is a given *seed* state, usually taken as the vacuum, $D(\alpha) = \exp(\alpha a^\dagger - \alpha^* a)$ denotes the displacement operator, and the complex amplitude α may be taken as real without loss of generality. The reason for choosing AMK signals

lies in the fact that displacing a state is a simple operation, which is experimentally achievable by a linear coupler and strong reference beam [3]. Another binary encoding, based on displacement, is given by phase shift keyed (PSK) signals $|\psi_1\rangle = D(-\alpha)|\psi_0\rangle$ and $|\psi_2\rangle = D(\alpha)|\psi_0\rangle$. In the following we will refer to the AMK situation only, though all the results hold also for PSK. The price to pay for such a convenient encoding stage is that, for any choice of the seed state, the two signals are not always orthogonal, and thus a non-zero probability of error appears in their discrimination³. If we consider equal *a priori* probabilities for the two signals, the optimal quantum measurement to discriminate them with minimum error probability is the projection-valued measure $\{M_j\}_{j=1,2}$, $M_1 + M_2 = \mathbb{I}$, corresponding to [1]

$$M_j = \sum_k T[(-)^j \lambda_k] |\lambda_k\rangle\langle\lambda_k|, \quad (1)$$

where $|\lambda_k\rangle$ is an eigenstate of the Hermitian operator $\Lambda = \rho_2 - \rho_1$ with eigenvalue λ_k , and $T[x]$ is the unit step function, which is zero for negative x , one for positive x and $T(0) = 1/2$. The probability of inferring the symbol j when i is transmitted

³ This is a consequence of the fact that the set of displacement operators $\{D(\lambda)\}$, $\lambda \in \mathbb{C}$, represents a unitary irreducible representation of the Weyl–Heisenberg group.

is given by $P(j|i) = \text{Tr}\{\rho_i M_j\}$, $j, i = 1, 2$, such that the average error probability in binary communication is given by $P_e = \frac{1}{2}\{P(1|2) + P(2|1)\}$. The minimum of P_e , corresponding to the optimal measurement (1), reads as follows:

$$P_e = \frac{1}{2}\left(1 - \sqrt{1 - |\langle\psi_2|\psi_1\rangle|^2}\right), \quad (2)$$

and is known as the Helstrom bound [2]. In particular, for a pair of AMK signals we have

$$P_e = \frac{1 - \sqrt{1 - \exp(-2N)}}{2}, \quad (3)$$

where with N we denote the average number of photons in the channel *per use*, i.e. $N = \frac{1}{2}\text{Tr}[a^\dagger a(\rho_0 + \rho_\alpha)] = \frac{1}{2}|\alpha|^2 + n_0$, where $n_0 = \langle\psi_0|a^\dagger a|\psi_0\rangle$ is the average photon number of the seed state. For the sake of brevity, we will refer to N also as the *energy of the channel*. Note that for a pair of PSK signals the same bound in equation (3) holds; however, the expression for N is now given by $N = |\alpha|^2 + n_0$.

Binary communication has been the subject of much attention, mostly concerning the design and implementation of optimal quantum detection processes, to distinguish non-orthogonal signals with reduced error probability, possibly approaching the Helstrom bound given in equation (2). The relevant parameter in this optimization is the energy of the channel, which itself limits the communication *rate* of the channel. After the pioneering work of Helstrom [1], a near-optimum receiver for AMK signals based on direct detection was proposed in [4], whereas an optimum receiver approaching the minimum error probability (3) (based on photon counting and feedback) has been suggested in [5]. More recently, various efforts have been made to find out the optimum detection operators and decision processes for more general signals and in the presence of noise [6–9]. Indeed, when one has a given set of quantum signals, the problem becomes that of finding the optimal receivers [4, 5] and detection schemes [10, 11] and to compare their performances with those of realistic detectors. Following this line, some studies were made on the effects of thermal noise on the optimum detection for a coherent AMK channel [12].

In this paper we focus our attention on protocols for binary communications where both AMK signals and receivers can be realized with current technology. As we will see, the various sources of loss and noise can be described as an overall Gaussian noise. Our analysis allows us to unravel the different contributions and to compare receivers in realistic working regimes. The purpose is twofold: on one hand we perform a systematic comparison between direct and homodyne detection in the presence of noise during the propagation and detection stages, in order to find in which working regimes a receiver should be preferred. On the other hand, we show that binary communication can be improved by using achievable sources of entanglement and realistic heterodyne receivers. Indeed, it has recently been shown that in ideal conditions (perfect detection and noiseless propagation) entanglement improves the performances of a binary channel, i.e. it reduces the error probability in the discrimination of the symbols [13, 14]. Motivated by these results, we investigate the error probability of entangled channels in realistic conditions, taking into account the

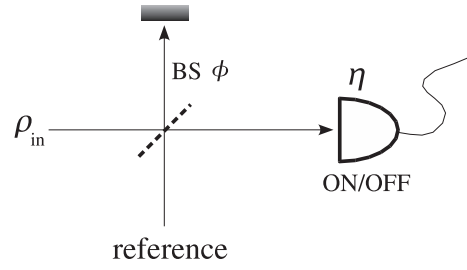


Figure 1. Scheme of the receiver based on direct detection. The signal to be processed is mixed at a BS of transmissivity $\tau = \cos^2 \phi$ with a given coherent reference state. Then, at the output, one of the two modes is ignored or absorbed, whereas the other one is revealed by ON/OFF photodetection. In the ideal case $\rho_{\text{in}} = \rho_\mu = |\mu\rangle\langle\mu|$, $\mu = 0, \alpha$, and the detection efficiency is $\eta = 1$. In the presence of noise, ρ_{in} is given by equation (18) and $\eta < 1$.

unavoidable noise that occurs during the propagation and the detection. Since we are interested in assessing entanglement as an effective resource, we compare entangled channels with the corresponding realistic single-mode channels.

The paper is structured as follows. In section 2 we address single-mode channels that use direct or homodyne detection as receivers, and compare the corresponding error probabilities in both ideal and realistic situations, i.e. in the presence of noise. In section 3 we describe a binary communication scheme based on the entangled twin-beam state of radiation that employs multipoint homodyne or heterodyne detection in the measurements stage. As we will see, there are regimes where the error probability is less than in a single-mode channel, and when the noise affects propagation and detection. Finally, in section 4 we summarize our results giving some concluding remarks.

2. Single-mode communication

2.1. Direct detection—ideal case

A scheme based on direct detection, to discriminate the set $\{|0\rangle, |\alpha\rangle\}$, can be implemented as in figure 1 [4]. It consists of a beam splitter (BS), in which the state to be processed, either $|0\rangle$ or $|\alpha\rangle$, is mixed with a given coherent reference state, say $|\beta\rangle$. The outgoing mode is subsequently revealed by ON/OFF photodetection, i.e. by a detector which checks the presence or absence of any number of photons.

The operator describing the action of a BS on the modes a and b of the field is

$$U_\phi = \exp\{\phi(a^\dagger b - ab^\dagger)\}, \quad \phi = \arctan \sqrt{\frac{1-\tau}{\tau}}, \quad (4)$$

where $\tau = \cos^2 \phi$ is the BS transmissivity and a, a^\dagger and b, b^\dagger are the annihilation and creation operators for the two modes, respectively. If the input state is $|\alpha\rangle_a |\beta\rangle_b \equiv |\alpha\rangle_a \otimes |\beta\rangle_b$, $|\alpha\rangle_a$ and $|\beta\rangle_b$ being coherent states, the output state is given by $|\alpha\rangle_a |\beta\rangle_b \rightarrow |\alpha \cos \phi + \beta \sin \phi\rangle_a |-\alpha \sin \phi + \beta \cos \phi\rangle_b$. By choosing the amplitude of the reference as $\beta = -\alpha / \tan \phi$, we obtain, at the output, the vacuum when the input state is $|\alpha\rangle$, and $|-\alpha \cos \phi\rangle$ for the vacuum input, in the formula

$$|\alpha\rangle \rightsquigarrow |0\rangle \quad \text{and} \quad |0\rangle \rightsquigarrow |-\alpha \cos \phi\rangle. \quad (5)$$

In order to discriminate the two input signals, one performs a simple ON/OFF photodetection: when the output is the vacuum the detector does not click, otherwise it clicks. This measurement is described by the probability operator-valued measure (POVM) $\{\Pi_0, \Pi_1\}$, where $\Pi_0 = |0\rangle\langle 0|$ and $\Pi_0 + \Pi_1 = \mathbb{I}$, i.e. we assume unit detector efficiency. The error probability, K_e , is defined as:

$$K_e = \frac{1}{2} \{K(0|\alpha) + K(\alpha|0)\}, \quad (6)$$

where $K(0|\alpha)$ and $K(\alpha|0)$ are the probabilities of inferring that the input state is $|0\rangle$ when it is actually $|\alpha\rangle$ and vice versa. In our case

$$K(0|\alpha) = \text{Tr}\{U_\phi \rho_\alpha \otimes \rho_\beta U_\phi^\dagger \Pi_1 \otimes \mathbb{I}\}, \quad (7)$$

$$K(\alpha|0) = \text{Tr}\{U_\phi \rho_0 \otimes \rho_\beta U_\phi^\dagger \Pi_0 \otimes \mathbb{I}\}, \quad (8)$$

where $\rho_\mu = |\mu\rangle\langle\mu|$, $\mu = 0, \alpha, \beta$. We obtain

$$K(0|\alpha) = |\langle 0|\Pi_1|0\rangle|^2 = 0 \quad (9)$$

$$K(\alpha|0) = |(-\alpha \cos \phi |\Pi_0| - \alpha \cos \phi)|^2 = \exp(|\alpha|^2 \cos^2 \phi), \quad (10)$$

such that equation (6) can be rewritten as

$$K_e = \frac{\exp(-|\alpha|^2 \cos^2 \phi)}{2} = \frac{\exp(-2N \cos^2 \phi)}{2} \quad (11)$$

with $N = \text{Tr}\{a^\dagger a(\rho_0 + \rho_\alpha)\} = \frac{1}{2}|\alpha|^2$. Note that in the limit $|\alpha|^2 \gg 1$ (relevant for *classical* communication) and $\cos^2 \phi \rightarrow 1$, we have $K_e \rightarrow 2P_e$. This is usually summarized by saying that the measurement is asymptotically near optimal.

2.2. Direct detection—noise in propagation and detection

In this section we take into account the effects due to the noise that occurs in the propagation and detection of the signals. We model the propagation in a noisy channel as the interaction of the single mode carrying the information with a thermal bath of oscillators at temperature T . The dynamics is described by the master equation

$$\frac{d\rho_t}{dt} = \{\Gamma(1+M)L[a] + \Gamma ML[a^\dagger]\}\rho_t, \quad (12)$$

where $\rho_t \equiv \rho(t)$ is the density matrix of the system at the time t , Γ is the damping rate, $M = (e^{\hbar\omega/k_B T} - 1)^{-1}$ is the number of thermal photons with frequency ω at the temperature T , and $L[O]$ is the Lindblad superoperator, $L[O]\rho_t = O\rho_t O^\dagger - \frac{1}{2}O^\dagger O\rho_t - \frac{1}{2}\rho_t O^\dagger O$. The term proportional to $L[a]$ describes the losses, whereas the term proportional to $L[a^\dagger]$ describes a linear phase-insensitive amplification process. In other words, we are taking into account the unavoidable dissipation and in-band amplifier noise. We are not considering other sources of noise such as crosstalk and intersymbol interference. The master equation (12) can be transformed into a Fokker–Planck equation for the Wigner function

$$\begin{aligned} W_\mu(\zeta) &\equiv W[\rho_\mu](\zeta) = \frac{1}{\pi^2} \int d^2\lambda e^{\zeta\lambda^* - \zeta^*\lambda} \text{Tr}\{\rho_\mu D(\lambda)\} \\ &= \frac{2}{\pi} \exp(-2|\zeta - \mu|^2), \end{aligned} \quad (13)$$

with $\zeta \in \mathbb{C}$, $\rho_\mu = |\mu\rangle\langle\mu|$, $\mu = 0, \alpha$, and $D(\lambda)$ is the displacement operator. Using the differential representation of the Lindblad superoperator [17, 18], the Fokker–Planck equation associated with equation (12) is

$$\begin{aligned} \partial_t W_{\alpha,t}(x, y) &= \left\{ \frac{\Gamma}{2} (\partial_x x + \partial_y y) \right. \\ &\quad \left. + \frac{\Gamma}{4} \left(M + \frac{1}{2} \right) (\partial_x^2 + \partial_y^2) \right\} W_{\alpha,t}(x, y) \end{aligned} \quad (14)$$

where we put $\zeta = x + iy$ and $W_{\mu,t}(\zeta)$ is the Wigner function of the system at time t , for initial state ρ_μ . The solution of equation (14) can be written as the convolution

$$W_{\mu,t}(x, y) = \int dx' dy' W_{\mu,0}(x', y') G_t(x|x') G_t(y|y'), \quad (15)$$

where the Green function $G_t(x_j|x'_j)$ is given by

$$G_t(x_j|x'_j) = \frac{1}{\sqrt{2\pi D^2}} \exp\left\{-\frac{(x_j - x'_j e^{-\frac{1}{2}\Gamma t})^2}{2D^2}\right\}, \quad (16)$$

with $D^2 = \frac{1}{2}(M + \frac{1}{2})(1 - e^{-\Gamma t})$. Using equations (15) and (16), we arrive at

$$W_{\mu,t}(\zeta) = \frac{1}{\pi \Delta_{M\Gamma}^2} \exp\left\{-\frac{|\zeta - \mu e^{-\frac{1}{2}\Gamma t}|^2}{\Delta_{M\Gamma}^2}\right\}, \quad (17)$$

with $\Delta_{M\Gamma}^2 = \frac{1}{2}\{1 + 2M(1 - e^{-\Gamma t})\}$. The Wigner function in equation (17) corresponds to the density matrix of a displaced thermal state [15]

$$\rho_\alpha(t) \equiv \rho_{M'} = D(\alpha') v_{M'} D^\dagger(\alpha'), \quad (18)$$

where $\alpha' = \alpha e^{-\frac{1}{2}\Gamma t}$ and $v_{M'}$ is a thermal state

$$v_{M'} = \frac{1}{1 + M'} \left(\frac{M'}{1 + M'} \right)^{a^\dagger a} \quad (19)$$

with $M' = M(1 - e^{-\Gamma t})$ the average number of photons.

Equation (18) describes the signal arriving at the receiver (figure 1). Let us now consider the noise in the detection stage. At first we have to choose the reference state. Since this receiver is based on the interference between the signal and the reference, it turns out that, in the presence of propagation noise, the optimal reference is the coherent state $|\beta'\rangle$, $\beta' = -\alpha'/\tan \phi$. Moreover, if ON/OFF detection is not ideal, we must consider the finite detector efficiency η . In this case, the POVM describing the measurement is $\Pi_0(\eta) + \Pi_1(\eta) = \mathbb{I}$, where

$$\Pi_0(\eta) = \sum_{n=0}^{\infty} (1 - \eta)^n |n\rangle\langle n|. \quad (20)$$

In order to evaluate the detection probabilities we use the fact that the trace between two operators, O_1 and O_2 , can be written as the phase-space integral [16]

$$\text{Tr}\{O_1 O_2\} \equiv \pi \int d^2\zeta W[O_1](\zeta) W[O_2](\zeta), \quad (21)$$

where the Wigner function of a generic operator O is defined as

$$W[O](\zeta) \equiv \frac{1}{\pi^2} \int d^2\lambda e^{\zeta\lambda^* - \zeta^*\lambda} \text{Tr}\{O D(\lambda)\}. \quad (22)$$

The Wigner function of the POVM element Π_0 is then

$$W[\Pi_0(\eta)](\zeta) = \frac{1}{\eta} \frac{1}{\pi \Delta_\eta^2} \exp\left\{-\frac{|\zeta|^2}{\Delta_\eta^2}\right\}, \quad (23)$$

with $\Delta_\eta^2 = (1 - \eta)/(2\eta)$.

The expression (8) for probability $K_{\eta,\Gamma,M}(\alpha|0)$ to infer $|\alpha\rangle$ when $|0\rangle$ is sent is modified as follows:

$$K_{\eta,\Gamma,M}(\alpha|0) = \text{Tr}\{U_\phi v_{M'} \otimes |\beta'\rangle\langle\beta'| U_\phi^\dagger \Pi_0(\eta) \otimes \mathbb{I}\}. \quad (24)$$

By equation (21) we have

$$K_{\eta,\Gamma,M}(\alpha|0) = \pi^2 \int d^2\gamma d^2\lambda W[U_\phi v_{M'} \otimes |\beta'\rangle\langle\beta'| U_\phi^\dagger] \times (\gamma, \lambda) W[\Pi_0(\eta)](\gamma), \quad (25)$$

which, using

$$W[U_\phi v_{M'} \otimes |\beta'\rangle\langle\beta'| U_\phi^\dagger](\gamma, \lambda) = W[v_{M'}](\gamma \cos \phi + \lambda \sin \phi) \times W[|\beta'\rangle\langle\beta'|](\gamma \sin \phi + \lambda \cos \phi), \quad (26)$$

leads to

$$K_{\eta,\Gamma,M}(\alpha|0) = \frac{\exp\left\{-\frac{2\eta N e^{-\Gamma t} \cos^2 \phi}{1 + \eta M(1 - e^{-\Gamma t}) \cos^2 \phi}\right\}}{1 + \eta M(1 - e^{-\Gamma t}) \cos^2 \phi}. \quad (27)$$

On the other hand, for the probability $K_{\eta,\Gamma,M}(0|\alpha)$ we have

$$\begin{aligned} K_{\eta,\Gamma,M}(0|\alpha) &= \text{Tr}\{U_\phi D(\alpha') v_{M'} D^\dagger(\alpha') \otimes |\beta'\rangle\langle\beta'| \\ &\quad \times U_\phi^\dagger \Pi_1(\eta) \otimes \mathbb{I}\} \\ &= 1 - \text{Tr}\{U_\phi D(\alpha') v_{M'} D^\dagger(\alpha') \otimes |\beta'\rangle\langle\beta'| U_\phi^\dagger \Pi_0(\eta) \otimes \mathbb{I}\} \\ &= \frac{\eta M(1 - e^{-\Gamma t}) \cos^2 \phi}{1 + \eta M(1 - e^{-\Gamma t}) \cos^2 \phi}, \end{aligned} \quad (28)$$

and, finally, the overall error probability in the presence of noise is

$$\begin{aligned} K_e(N, \eta, \Gamma, M) &= \left[\eta M(1 - e^{-\Gamma t}) \cos^2 \phi \right. \\ &\quad \left. + \exp\left\{-\frac{2\eta N e^{-\Gamma t} \cos^2 \phi}{1 + \eta M(1 - e^{-\Gamma t}) \cos^2 \phi}\right\} \right] \\ &\quad \times [2\{1 + \eta M(1 - e^{-\Gamma t}) \cos^2 \phi\}]^{-1}, \end{aligned} \quad (29)$$

which reduces to equation (11) in the limits $\eta \rightarrow 1$ and $\Gamma, M \rightarrow 0$. Note that the result of equation (29) corresponds to the presence of an overall Gaussian noise with parameter $\sigma^2 = \eta M(1 - e^{-\Gamma t})$ plus dissipation of the signal ($\alpha \rightarrow \alpha e^{-\frac{1}{2}\Gamma t}$). Our analysis allows us to unravel the different contributions to σ .

2.3. Homodyne detection—ideal case

An alternative receiver for single-mode communication is provided by homodyne detection, which offers the advantage of amplification from a local oscillator (LO), avoiding the need for single-photon avalanche photodetectors [19]. A schematic diagram of the balanced homodyne detection is shown in figure 2: here the signal interferes with an LO, i.e. a highly excited coherent state, in a balanced BS (this corresponds to putting $\phi = \pi/4$ in equation (4)). After the BS the two modes are detected and the difference photocurrent is electronically

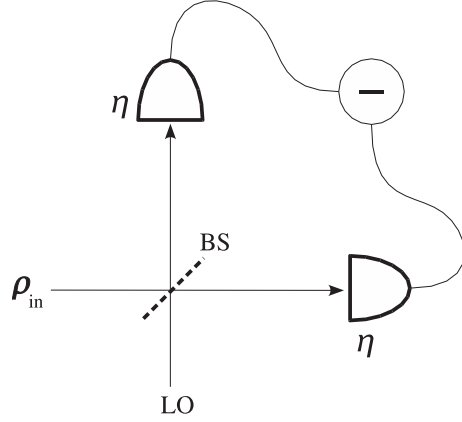


Figure 2. Scheme of the homodyne receiver. The signal to be processed is mixed at a balanced BS with a highly excited coherent reference state, usually referred to as the LO. Then, the difference photocurrent is measured at the output. In the ideal case $\rho_{\text{in}} = \rho_\mu = |\mu\rangle\langle\mu|$, $\mu = 0, \alpha$, and the detection efficiency is $\eta = 1$. In the presence of noise, ρ_{in} is given by equation (18) and $\eta < 1$.

formed. For unit quantum efficiency of photodiodes, the POVM of the detector is $\Pi_x = |x\rangle\langle x|$, with

$$|x\rangle = \left(\frac{2}{\pi}\right)^{1/4} e^{-x^2} \sum_{n=0}^{\infty} \frac{H_n(\sqrt{2}x)}{\sqrt{n!2^n}} |n\rangle \quad (30)$$

being an eigenstate of the quadrature operator $x = \frac{1}{2}(a + a^\dagger)$ of the measured mode. In equation (30) $H_n(x)$ denotes the n th Hermite polynomial. The probability density $p(x|\mu)$ of obtaining the outcome x from homodyne detection with input state $|\mu\rangle$, $\mu = 0, \alpha$, is

$$p(x|\mu) = \text{Tr}\{|\mu\rangle\langle\mu| \Pi_x\} = \sqrt{\frac{2}{\pi}} \exp\{-2(x - \mu)^2\}. \quad (31)$$

In equation (31) α is assumed to be real. Equivalently, if $\alpha \in \mathbb{C}$, the same result may be obtained by measuring a suitable quadrature $x_\varphi = \frac{1}{2}(a^\dagger e^{i\varphi} + a e^{-i\varphi})$, with $\varphi = \arg(\alpha)$. The minimum error probability for the homodyne receiver is given by

$$\begin{aligned} H_e &= \frac{1}{2} \{H(0|\alpha) + H(\alpha|0)\} \\ &= \frac{1}{2} \left\{ \int_{-\infty}^{\alpha/2} dx p(x|\alpha) + \int_{\alpha/2}^{+\infty} dx p(x|0) \right\} \\ &= \frac{1}{2} \{1 - \text{erf}[\sqrt{N}]\}, \end{aligned} \quad (32)$$

where $H(0|\alpha)$ and $H(\alpha|0)$ are the probabilities of inferring the signal $|0\rangle$ when it is actually $|\alpha\rangle$ and vice versa; $\text{erf}[a] = \frac{2}{\sqrt{\pi}} \int_0^a d\zeta e^{-\zeta^2}$ denotes the error function. Notice that, in general, the error probability depends on the choice of a threshold parameter Λ , i.e.

$$\begin{aligned} H_e(\Lambda) &= \frac{1}{2} \left\{ \int_{-\infty}^{\Lambda} dx p(x|\alpha) + \int_{\Lambda}^{+\infty} dx p(x|0) \right\} \\ &= \frac{1}{2} \left\{ 1 - \frac{1}{2} \{ \text{erf}[\sqrt{2}\Lambda] + \text{erf}[\sqrt{2}(\alpha - \Lambda)] \} \right\}. \end{aligned} \quad (33)$$

In our case this probability is minimized when $\Lambda = \alpha/2$, thus leading to the result in equation (32). In the limit $N \gg 1$, equation (32) reduces to

$$H_e \approx \frac{e^{-N}}{2\sqrt{\pi N}}. \quad (34)$$

Homodyne detection provides a better discrimination of the signals than direct detection, i.e. $H_e < K_e$ if the energy of the channel is below a threshold that monotonically increases as the transmissivity of the BS in the receiver decreases. In the limit of $\tau \rightarrow 1$ in direct detection, we have $H_e < K_e$ for $N \lesssim 0.77$ while, as an example, for $\tau = 0.9$ we have $H_e < K_e$ for $N \lesssim 1.10$.

2.4. Homodyne detection—noise in propagation and detection

As already shown in section 2.2, if noise affects the propagation of the signal, the state arriving at the homodyne receiver is no longer a pure state, and is given by equation (18). Moreover, when homodyne detection also is not ideal, the POVM of the receiver is a Gaussian convolution of the ideal POVM

$$\Pi_x(\eta) = \frac{1}{\sqrt{2\pi\sigma_\eta^2}} \int dy \exp\left\{-\frac{(y-x)^2}{2\sigma_\eta^2}\right\} \Pi_y, \quad (35)$$

where $\sigma_\eta^2 = (1-\eta)/(4\eta)$, and η is the quantum efficiency of both photodiodes involved in homodyning (we assume that they have the same quantum efficiency). The Wigner function of $\Pi_x(\eta)$ is given by

$$\begin{aligned} W[\Pi_x(\eta)](\zeta) &\equiv W[\Pi_x(\eta)](\text{Re}[\zeta]) \\ &= \frac{1}{\sqrt{2\pi\sigma_\eta^2}} \exp\left\{-\frac{(\text{Re}[\zeta] - x)^2}{2\sigma_\eta^2}\right\}. \end{aligned} \quad (36)$$

Taking into account all the sources of noise, the probability density of equation (31) becomes

$$p_{\eta,\Gamma,M}(x|\mu) = \text{Tr}\{D(\mu')\nu_{M'}D^\dagger(\mu')\Pi_x(\eta)\}, \quad (37)$$

with $\mu' = \mu e^{-\frac{1}{2}\Gamma t}$, $\mu = 0, \alpha$, and $\nu_{M'}$ given by equation (19). In this way, using the Wigner functions and thanks to equation (21), the error probability reads as follows:

$$H_e(N, \eta, \Gamma, M) = \frac{1}{2} \left\{ 1 - \text{erf} \left[\frac{\sqrt{\eta N} e^{-\frac{1}{2}\Gamma t}}{\sqrt{1 + 2\eta M(1 - e^{-\Gamma t})}} \right] \right\}, \quad (38)$$

which, in the limit $\eta N e^{-\Gamma t} \gg 1 + 2\eta M(1 - e^{-\Gamma t})$, reduces to

$$\begin{aligned} H_e(N, \eta, \Gamma, M) &\approx \frac{\sqrt{1 + 2\eta M(1 - e^{-\Gamma t})} \exp\left\{-\frac{\eta N e^{-\Gamma t}}{1 + 2\eta M(1 - e^{-\Gamma t})}\right\}}{2\sqrt{\pi\eta N} e^{-\frac{1}{2}\Gamma t}}. \end{aligned} \quad (39)$$

In the next section we compare H_e with the corresponding error probability in direct detection.

2.5. Direct versus homodyne detection

In order to individualize the working regimes where homodyne detection provides better performances, i.e. lower error probability than direct detection, we define the following quantity:

$$A_e(N, \eta_{\text{ken}}, \eta_{\text{hom}}, \Gamma, M) = 1 - \frac{H_e(N, \eta_{\text{hom}}, \Gamma, M)}{K_e(N, \eta_{\text{ken}}, \Gamma, M)}, \quad (40)$$

where η_{ken} and η_{hom} are the ON/OFF and homodyne detection efficiencies, respectively. When $A_e > 0$ the homodyne receiver's error probability is the lowest. In figure 3 we plot A_e as a function of the energy of the channel N for different values of the other parameters. For given values of $\eta_{\text{ken}}, \eta_{\text{hom}}, \Gamma$ and M we have two different thresholds for the energy channel, namely $N_{\text{th},j}^{(\text{hom})}(\eta_{\text{ken}}, \eta_{\text{hom}}, \Gamma, M)$, $j = 1, 2$, such that $A_e = 0$. For $N \leq N_{\text{th},1}^{(\text{hom})}$ we have a small interval where homodyne detection should be preferred to the direct one; as N increases, we find a window ($N_{\text{th},1}^{(\text{hom})} < N \leq N_{\text{th},2}^{(\text{hom})}$), where $H_e > K_e$, and, finally, a last region for $N > N_{\text{th},2}^{(\text{hom})}$ where homodyne detection returns to be definitely better (see table 2). This result is due to the presence of thermal noise (i.e. $T \neq 0$). In fact, as one can easily see from equations (29) and (39), one has, independently of M ,

$$\lim_{N \rightarrow \infty} K_e(N, \eta_{\text{ken}}, \Gamma, M) = \frac{\eta_{\text{ken}} M (1 - e^{-\Gamma t}) \cos^2 \phi}{2\{1 + \eta_{\text{ken}} M (1 - e^{-\Gamma t}) \cos^2 \phi\}}, \quad (41)$$

$$\lim_{N \rightarrow \infty} H_e(N, \eta_{\text{hom}}, \Gamma, M) = 0. \quad (42)$$

In summary, homodyne detection provides better results for either small or large values of the channel energy N , whereas for intermediate values of N the optimal choice is represented by direct detection. The width of this intermediate region decreases as the noise increases, i.e. as the value of both Γ and M increases. We therefore conclude that homodyne detection is a more robust receiver in the presence of noise. Concerning quantum efficiency, we have, as one may expect, that the performance of each detector improves as the corresponding η increases.

3. Binary communication in entangled channels

Entanglement is a key feature of quantum mechanics. The quantum non-locality due to entanglement has been harnessed, in the last decade, for practical use in quantum information technology [20, 21]. Entanglement has become an essential resource for quantum computing [21], quantum teleportation [22], dense coding [14] and secure cryptographic protocols [21], as well as for improving optical resolution [23], spectroscopy [24] and general quantum measurements [25]. Here we show how entanglement, and in particular entangled states that can be realized by current optical technology, can be used to improve binary communications, i.e. to reduce the error probability at fixed energy of the channel.

3.1. Heterodyne detection—ideal case

Binary optical communication assisted by entanglement may be implemented using the twin-beam (TWB) state of two

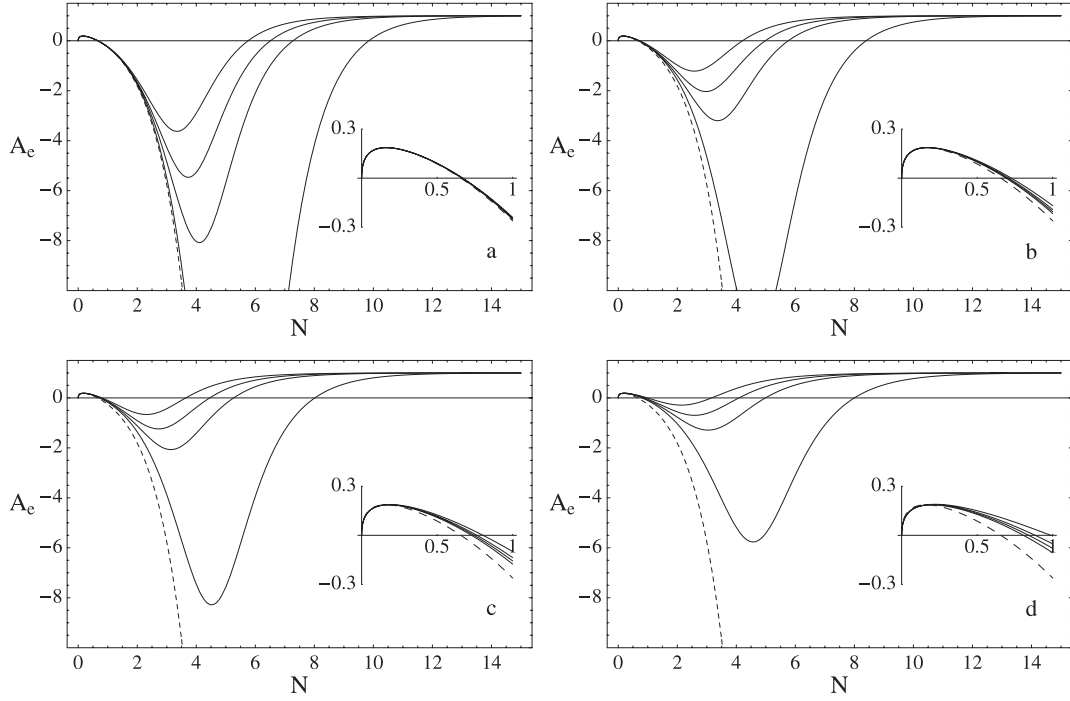


Figure 3. Plots of $A_e(N, \eta_{\text{ken}}, \eta_{\text{hom}}, \Gamma, M)$, defined in equation (40), as a function of N for different values of Γt and M . The ON/OFF and homodyne detection efficiencies are chosen to be the realistic values $\eta_{\text{ken}} = 0.95$ and $\eta_{\text{hom}} = 0.85$, respectively, and $\cos^2 \phi = 0.99$. The dashed curve is A_e with $\Gamma, M = 0$. In all the plots the solid curves correspond to (from bottom to top) $M = 5 \times 10^{-3}, 5 \times 10^{-2}, 0.1$ and 0.2 , respectively, while Γt is: (a) 10^{-2} , (b) 5×10^{-2} , (c) 0.1 , (d) 0.2 . The insets refer to the region $0 < N < 1$. When $A_e > 0$ one has $H_e < K_e$.

modes of radiation [13]. Schematic diagrams of some possible implementations are given in figure 4. In the Fock basis the TWB can be written as follows:

$$|\lambda\rangle\rangle = \sqrt{1 - \lambda^2} \sum_n \lambda^n |n\rangle|n\rangle, \quad (43)$$

where $|\lambda| < 1$ and, without loss of generality, it may be taken as real (λ is sometimes referred to as the TWB parameter). TWB is the maximally entangled state (for a given, finite, value of energy) of two modes of radiation. It can be produced either by mixing two single-mode squeezed vacuums (with orthogonal squeezing phases) in a balanced BS [22] or, from the vacuum, by spontaneous downconversion in a non-degenerate optical parametric amplifier (NOPA) made from either type I or type II second-order non-linear crystals [26]. Referring to the amplification case, the evolution operator is $U_r = \exp\{r(a^\dagger b^\dagger - ab)\}$ where the ‘gain’ r is proportional to the interaction time, the non-linear susceptibility and the pump intensity. We have $\lambda = \tanh r$, whereas the number of photons of TWB is given by $N_\lambda = 2 \sinh^2 r = 2\lambda^2/(1 - \lambda^2)$.

The two signals to be discriminated in an AMK encoding are given by $|\psi_0\rangle\rangle = |\lambda\rangle\rangle$ and $|\psi_\alpha\rangle\rangle = [D_a(\alpha) \otimes \mathbb{I}]|\lambda\rangle\rangle$, where the displacement operator $D_a(\alpha)$ is acting on one of the modes, say a , of the TWB. The energy of the TWB channel, i.e. the average photon number *per use*, is given by $N = \frac{1}{2} \text{Tr}\{(a^\dagger a \otimes \mathbb{I} + \mathbb{I} \otimes b^\dagger b)(\rho_0 + \rho_\alpha)\} = N_\lambda + \frac{1}{2}|\alpha|^2$, with $\rho_0 = |\psi_0\rangle\rangle\langle\langle\psi_0|$ and $\rho_\alpha = |\psi_\alpha\rangle\rangle\langle\langle\psi_\alpha|$.

The error probability for the ideal discrimination between the two states $|\psi_0\rangle\rangle$ and $|\psi_\alpha\rangle\rangle$ is as follows:

$$Q_e = \frac{1 - \sqrt{1 - |\langle\langle\psi_0|\psi_\alpha\rangle\rangle|^2}}{2}$$

$$= \frac{1 - \sqrt{1 - \exp\{-2N(1 - \beta)(1 + \beta N)\}}}{2}, \quad (44)$$

where $\beta \equiv N_\lambda/N$ is the fraction of the channel energy that is used to establish the entanglement between the two modes. Probability (44) is a minimum for $\beta = (N - 1)/2N$, when $N \geq 1$, and for $\beta = 0$ when $0 < N < 1$. In summary one has

$$Q_e = P_e \quad (N < 1) \quad (45)$$

$$Q_e = \frac{1 - \sqrt{1 - \exp\{-\frac{1}{2}(1 + N)^2\}}}{2} \quad (N \geq 1), \quad (46)$$

where P_e , given in equation (2), is the minimum error probability for single-mode AMK signals. Equations (45) and (46) show that $Q_e \leq P_e \forall N$, i.e. that the use of entanglement, at least in the ideal situation considered so far, never increases the error probability, and it is convenient if the photon number of the channel is larger than one.

In order to see whether this result also holds in practice, it is necessary to find a realistic receiver able to discriminate $|\psi_0\rangle\rangle$ and $|\psi_\alpha\rangle\rangle$, and to discuss its performance in the presence of noise. As for the detectors, we may use either multipoint homodyne detection, if the two modes have the same frequencies [27], or heterodyne detection otherwise [28]. Both these detection schemes allow the measurement of the real and imaginary parts of the complex operator $Z = a - b^\dagger$. In figure 4 we have referred to eight-port homodyne detection; however, all the results also hold for other multipoint homodyne schemes and for heterodyne detection. Each outcome from the measurement of Z is a complex number z and the POVM of receiver is given by $\Pi_z = \frac{1}{\pi}|z\rangle\rangle\langle\langle z|$, where

$$|z\rangle\rangle = [D_a(z) \otimes \mathbb{I}] \sum_n |n\rangle|n\rangle = [\mathbb{I} \otimes D_b(-z^*)] \sum_n |n\rangle|n\rangle.$$

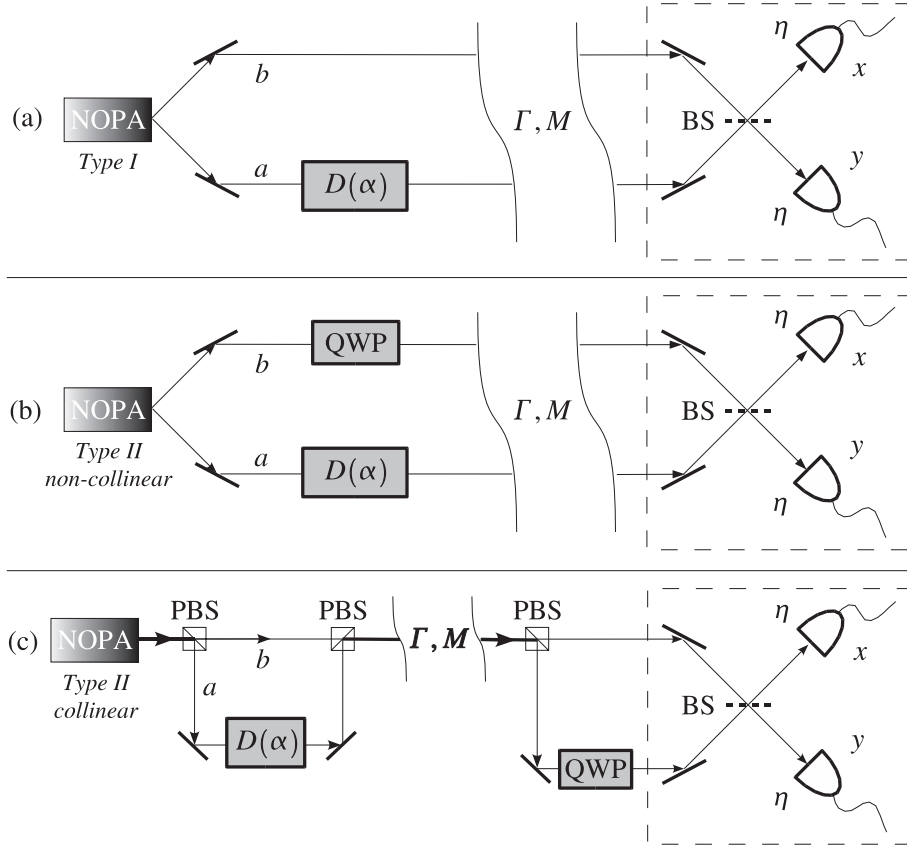


Figure 4. Schematic diagrams of possible implementations of entanglement-based binary optical communication with TWB and multipoint homodyne detection. In (a), TWBs are produced by spontaneous downconversion in a type I NOPA. In this case the two modes have the same polarization. A displacement $D(\alpha)$ is applied to mode a and then the signal is transmitted towards a multipoint homodyne receiver. In (b), TWBs are produced by spontaneous downconversion in a non-collinear type II NOPA. In this case the two TWB modes have different wavevector and orthogonal polarizations. A displacement $D(\alpha)$ is applied to mode a , while a quarter-wave plate (QWP) rotates the polarization of the mode b so that they become similarly polarized. After the propagation, the two modes are detected as before. In (c), TWBs are produced by spontaneous downconversion in a collinear type II NOPA. In this case the two TWB modes have the same wavevector and orthogonal polarizations. A first polarizer beam splitter (PBS) reflects the mode a , which is displaced by $D(\alpha)$, and transmits mode b ; the two modes are then recombined in a second PBS and transmitted. Before detection another PBS reflects mode a towards a QWP that changes its polarization to the same of mode b . During propagation modes are subjected to losses (at rate Γ) and thermal noise (parameter M). The detector efficiency is η .

As already discussed for homodyne detection, we may take the amplitude α as real. In this case a suitable rule to infer the input state from Z -data involves the real part of the outcome as follows:

$$\text{Re}[z] > \Lambda \implies |\psi_\alpha\rangle,$$

where Λ is a threshold value, which should be chosen so as to minimize the probability of error

$$R_e = \frac{1}{2} \{ R(0|\alpha) + R(\alpha|0) \}, \quad (47)$$

where $R(0|\alpha)$ and $R(\alpha|0)$ are the probabilities of detecting $|\psi_0\rangle$ when $|\psi_\alpha\rangle$ was sent and vice versa. The heterodyne distribution conditioned by a displacement $D(\alpha) = D_a(\alpha) \otimes \mathbb{I}$ is given by the probability density

$$r(z|\mu) = |\langle z|D(\mu)|\lambda\rangle|^2 = \frac{1}{\pi \Delta_\lambda^2} \exp\left\{-\frac{|\mu - z|^2}{\Delta_\lambda^2}\right\} \quad (48)$$

with $\mu = 0, \alpha$, and $\Delta_\lambda^2 = (1 - \lambda)/(1 + \lambda) = (\sqrt{N_\lambda + 2} -$

$\sqrt{N_\lambda})/(\sqrt{N_\lambda + 2} + \sqrt{N_\lambda})$. Therefore we have

$$R(0|\alpha) = \int_{-\infty}^{\Lambda} dx \int_{-\infty}^{\infty} dy r(z|\alpha) \quad (49)$$

$$R(\alpha|0) = \int_{\Lambda}^{\infty} dx \int_{-\infty}^{\infty} dy r(z|0), \quad (50)$$

where $z = x + iy$, and the error probability (47) becomes

$$R_e = \frac{1}{2} \left\{ 1 - \frac{1}{2} \left(\text{erf}\left[\frac{\Lambda}{\Delta_\lambda}\right] + \text{erf}\left[\frac{\alpha - \Lambda}{\Delta_\lambda}\right] \right) \right\}. \quad (51)$$

R_e in equation (51) is minimized by choosing $\Lambda = \alpha/2$, thus leading to

$$R_e = \frac{1}{2} \left\{ 1 - \text{erf}\left[\frac{1}{2} \frac{\alpha}{\Delta_\lambda}\right] \right\}.$$

At this point, the error probability R_e can be further minimized by tuning the entanglement fraction β . By substituting the expression for the amplitude $\alpha = \sqrt{2N(1 - \beta)}$ and the variance $\Delta_\lambda^2 = (\sqrt{\beta N + 2} - \sqrt{\beta N})/(\sqrt{\beta N + 2} + \sqrt{\beta N})$, we

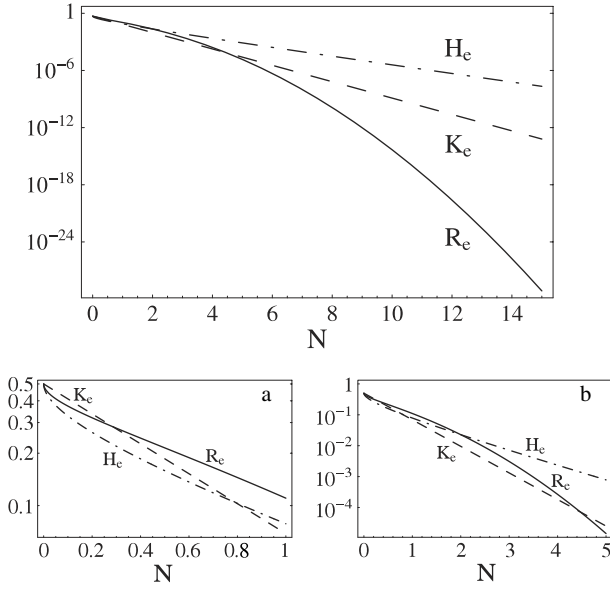


Figure 5. Linear-log plot of the error probabilities of direct (K_e , dashed curve), homodyne (H_e , dot-dashed curve) and heterodyne (R_e , solid curve) detection in the ideal case (absence of noise in propagation and detection) as functions of the channel energy N . We chose $\cos \phi^2 = 0.99$ for direct detection. As the channel energy increases, the heterodyne error probability decreases more rapidly than the single-mode ones. Shown in the smaller pictures are the magnification of the plot in the regions (a) $0 < N < 1$ and (b) $0 < N < 5$. For a channel energy $N \lesssim 0.79$ homodyne detection gives the best performance, whereas as the channel energy increases the best results are obtained by direct ($0.79 \lesssim N \lesssim 4.46$) and heterodyne detection ($N \gtrsim 4.46$).

obtain

$$R_e = \frac{1}{2} \left\{ 1 - \operatorname{erf} \left[\frac{1}{2} \sqrt{\frac{2N(1-\beta)(\sqrt{\beta N+2} + \sqrt{\beta N})}{\sqrt{\beta N+2} - \sqrt{\beta N}}} \right] \right\}. \quad (52)$$

The optimal entanglement fraction, which minimizes R_e , is given by

$$\beta_{\text{opt}}(N) = \frac{N}{2(1+N)}. \quad (53)$$

In figure 5 we report the resulting expression for the error probability, compared with the corresponding single-mode error probabilities K_e and H_e . As the channel energy increases, the heterodyne error probability decreases more rapidly than the single-mode ones. For a channel energy $N \lesssim 0.79$ homodyne detection gives the best performance, whereas as the channel energy increases the best results are obtained by direct detection ($0.79 \lesssim N \lesssim 4.46$) and heterodyne detection ($N \gtrsim 4.46$). These results are summarized in table 1. Notice that for $N \gtrsim 5.2$ we have $R_e < P_e$, i.e. the TWB heterodyne channel provides a better performance even than the ideal single-mode channel.

3.2. Heterodyne detection—noise in propagation and detection

First we consider the noise occurring during the propagation of the TWB or its displaced version. This is described as the coupling of each mode of the TWB with a thermal bath of

Table 1. Comparison of direct, homodyne and heterodyne detection as a function of the channel energy when transmission and detection are ideal (see also figure 5).

Channel energy	Best detector (channel)
$N \lesssim 0.79$	Homodyne (single mode)
$0.79 \lesssim N \lesssim 4.46$	Direct (single mode)
$N \gtrsim 4.46$	Heterodyne (entangled)

Table 2. Comparison of direct and homodyne detection as a function of the channel energy in the presence of noise during the transmission and detection stages. The thresholds $N_{\text{th},j}^{(\text{hom})}$ ($\eta_{\text{ken}}, \eta_{\text{hom}}, \Gamma, M$), $j = 1, 2$, define three different regimes (see also figure 3).

Channel energy	Best detector (channel)
$N \leq N_{\text{th},1}^{(\text{hom})}$	Homodyne (single mode)
$N_{\text{th},1}^{(\text{hom})} < N \leq N_{\text{th},2}^{(\text{hom})}$	Direct (single mode)
$N > N_{\text{th},2}^{(\text{hom})}$	Homodyne (single mode)

oscillators at temperature T . The dynamics is then described by the two-mode master equation

$$\frac{d\rho_t}{dt} = \{\Gamma(1+M)L[a] + \Gamma(1+M)L[b] + \Gamma ML[a^\dagger] + \Gamma ML[b^\dagger]\}\rho_t, \quad (54)$$

where ρ_t is the density matrix of the bipartite system and the other parameters are as in equation (12). The terms proportional to $L[a]$ and $L[b]$ describe the losses, whereas the terms proportional to $L[a^\dagger]$ and $L[b^\dagger]$ describe a linear phase-insensitive amplification process. Of course, the dissipative dynamics of the two modes are independent of each other.

The master equation (54) can be reduced to a Fokker-Planck equation for the two-mode Wigner function $W_\mu(\xi, \zeta) \equiv W[\rho_\mu](\xi, \zeta)$ of the system,

$$W_\mu(\xi, \zeta) \equiv \frac{1}{\pi^4} \int d^2\chi \int d^2\lambda e^{\xi\chi^* - \xi^*\chi} e^{\zeta\lambda^* - \zeta^*\lambda} \times \operatorname{Tr}\{\rho_\mu D_a(\chi) \otimes D_b(\lambda)\}, \quad (55)$$

where $\xi, \zeta \in \mathbb{C}$, $\rho_\mu = |\psi_\mu\rangle\langle\psi_\mu|$, $\mu = 0, \alpha$, and D_j , $j = a, b$, is the displacement operator acting on mode j . Using the differential representation of the superoperator in equation (54), the corresponding Fokker-Planck equation is follows:

$$\partial_t W_{\mu,t}(\xi, \zeta) = \frac{\Gamma}{2} \left\{ \sum_{j=1}^2 (\partial_{x_j} x_j + \partial_{y_j} y_j) + (2M+1) \sum_{j=1}^2 (\partial_{x_j}^2 x_j + \partial_{y_j}^2 y_j) \right\} W_{\mu,t}(\xi, \zeta), \quad (56)$$

where $\xi = x_1 + iy_1$, $\zeta = x_2 + iy_2$. The solution of equation (56) can be written as

$$W_{\mu,t}(\xi, \zeta) = \int \int dx'_1 dy'_1 \int \int dx'_2 dy'_2 W_{\mu,0}(x'_1, y'_1; x'_2, y'_2) \times \prod_{j=1}^2 G_t(x_j|x'_j) G_\tau(y_j|y'_j), \quad (57)$$

where $W_{\mu,0}(x'_1, y'_1; x'_2, y'_2)$ is the Wigner function at $t = 0$ and the Green functions $G_t(x_j|x'_j)$ are given in equation (16). The Wigner function $W_{\mu,0}(x_1, y_1; x_2, y_2)$ before the propagation is given by (recall that $\mu = 0, \alpha$ and α is taken as real)

$$W_{\mu,0} = \left[\exp \left\{ -\frac{(x_1 + x_2 - \mu)^2}{4\sigma_+^2} - \frac{(y_1 + y_2)^2}{4\sigma_-^2} - \frac{(x_1 - x_2 - \mu)^2}{4\sigma_-^2} - \frac{(y_1 - y_2)^2}{4\sigma_+^2} \right\} \right] \times [(2\pi\sigma_+^2)(2\pi\sigma_-^2)]^{-1} \quad (58)$$

with

$$\sigma_{\pm}^2 = \frac{1}{4}(\Delta_{\lambda}^2)^{\mp 1}, \quad (59)$$

Δ_{λ}^2 being as in equation (48). Since $W_{\alpha,0}$ is Gaussian, the Wigner function $W_{\alpha,t}$ can be easily evaluated. One has

$$W_{\mu,t} = \left[\exp \left\{ -\frac{(x_1 + x_2 - \mu e^{-\frac{1}{2}\Gamma t})^2}{4\Sigma_+^2} - \frac{(y_1 + y_2)^2}{4\Sigma_-^2} - \frac{(x_1 - x_2 - \mu e^{-\frac{1}{2}\Gamma t})^2}{4\Sigma_-^2} - \frac{(y_1 - y_2)^2}{4\Sigma_+^2} \right\} \right] \times \{(2\pi\Sigma_+^2)(2\pi\Sigma_-^2)\}^{-1} \quad (60)$$

where

$$\Sigma_{\pm}^2 = D^2 + \sigma_{\pm}^2 e^{-\Gamma t}. \quad (61)$$

The signals described by the Wigner functions of equation (60) correspond to entangled states if $\Sigma_-^2 \leq \frac{1}{4}$ [29–31], i.e. if

$$e^{-2r} \equiv 1 + N_{\lambda} - \sqrt{N_{\lambda}(N_{\lambda} + 2)} \leq e^{\Gamma t} - (2M + 1)(e^{\Gamma t} - 1).$$

If no thermal noise occurs ($M = 0$), entanglement is present at any time, whereas for $M \neq 0$ the survival time is given by

$$t_s = \frac{1}{\Gamma} \log \left(1 + \frac{\sqrt{N_{\lambda}(N_{\lambda} + 2)} - N_{\lambda}}{2M} \right), \quad (62)$$

and the corresponding survival entanglement fraction $\beta_s(N, \Gamma, M, t)$ is follows:

$$\beta_s(N, \Gamma, M, t) = \frac{2M^2(e^{\Gamma t} - 1)^2}{N\{1 - 2N(e^{\Gamma t} - 1)\}}. \quad (63)$$

The meaning of equation (63) is that if the initial entanglement fraction is above threshold, i.e. $\beta > \beta_s$, the state remains non-separable after propagation. Besides the propagation noise, one should take into account detection efficiency at the heterodyne receiver. In this case the POVM of the detector is a Gaussian convolution of the ideal POVM

$$\Pi_z(\eta) = \frac{1}{\pi\sigma_{\eta}^2} \int d^2\beta \exp\left(-\frac{|z - \beta|^2}{\sigma_{\eta}^2}\right) \Pi_{\beta}, \quad (64)$$

with $\sigma_{\eta}^2 = (1 - \eta)/\eta$. The Wigner function associated with the POVM (64) is given by

$$W[\Pi_z(\eta)](x_1, y_1; x_2, y_2) = \frac{\exp\left\{-\frac{(x_1 - x_2 - \text{Re}[z])^2}{\sigma_{\eta}^2} - \frac{(y_1 + y_2 - \text{Im}[z])^2}{\sigma_{\eta}^2}\right\}}{\pi\sigma_{\eta}^2} \quad (65)$$

and the corresponding heterodyne distribution $r_{\eta,\Gamma,M}(z|\alpha)$ by

$$r_{\eta,\Gamma,M}(z|\alpha) = \frac{1}{\pi\Delta_{\eta,\Gamma,M}^2} \exp\left(-\frac{|z - \alpha e^{-\frac{1}{2}\Gamma t}|^2}{\Delta_{\eta,\Gamma,M}^2}\right), \quad (66)$$

Table 3. Comparison of direct and heterodyne detection as a function of the channel energy in the presence of noise during the transmission and detection stages. The thresholds $N_{\text{th},j}^{(\text{het})}(\eta_{\text{ken}}, \eta_{\text{het}}, \Gamma, M)$, $j = 1, 2$, define three different regimes (see also figure 7).

Channel energy	Best detector (channel)
$N \leq N_{\text{th},1}^{(\text{het})}$	Heterodyne (entangled)
$N_{\text{th},1}^{(\text{het})} < N \leq N_{\text{th},2}^{(\text{het})}$	Direct (single mode)
$N > N_{\text{th},2}^{(\text{het})}$	Heterodyne (entangled)

with

$$\Delta_{\eta,\Gamma,M}^2 = 4\Sigma_-^2 + \sigma_{\eta}^2 = (1 + 2M)(1 - e^{-\Gamma t}) + \Delta_{\lambda}^2 e^{-\Gamma t} + \frac{1 - \eta}{\eta}. \quad (67)$$

The error probability, as defined in the previous sections, already taking into account that the optimal threshold is given by $\Lambda = \frac{1}{2}\alpha e^{-\frac{1}{2}\Gamma t}$, is as follows:

$$R_e(N, \eta, \Gamma, M) = \frac{1}{2} \left\{ 1 - \text{erf} \left[\frac{1}{2} \frac{\alpha e^{-\frac{1}{2}\Gamma t}}{\Delta_{\eta,\Gamma,M}} \right] \right\}, \quad (68)$$

and the optimal entanglement fraction $\beta_{\text{opt}}(N, \eta, \Gamma, M, t) \equiv \beta_{\text{opt}}$, which minimizes the error probability, is obtained after some algebra. One has

$$\beta_{\text{opt}} = \{\eta^2 N e^{-2\Gamma t}\} \{1 + A(N, \eta, \Gamma, M, t) + B(N, \eta, \Gamma, M) \sqrt{1 + C(N, \eta, \Gamma, M, t)}\}^{-1}, \quad (69)$$

where

$$A(N, \eta, \Gamma, M) = \eta N e^{-\Gamma t} (2 - \eta e^{-\Gamma t}) + 4f(N, \eta, \Gamma, M), \quad (70)$$

$$B(N, \eta, \Gamma, M) = 1 + \eta N e^{-\Gamma t} + 2\eta M (1 - e^{-\Gamma t}), \quad (71)$$

$$C(N, \eta, \Gamma, M) = 2\eta N e^{-\Gamma t} (1 - \eta e^{-\Gamma t}) + 2f(N, \eta, \Gamma, M), \quad (72)$$

with

$$f(N, \eta, \Gamma, M) = \eta M (1 - e^{-\Gamma t}) \{1 + \eta N e^{-\Gamma t} + \eta M (1 - e^{-\Gamma t})\}. \quad (73)$$

As a matter of fact, the optimal entanglement fraction depends on the noise parameters of the channel. In particular, it can be seen that β_{opt} decreases as Γ and M increase and η decreases. In other words, as the channel becomes more noisy, the entanglement becomes less useful. In figure 6 we show β_{opt} for fixed detection efficiency and β_s as functions of the channel number of photons for different values of the other parameters.

3.3. Direct versus heterodyne detection

Heterodyne detection provides a better performance than direct detection when the quantity

$$B_e(N, \eta_{\text{ken}}, \eta_{\text{het}}, \Gamma, M) = 1 - \frac{R_e(N, \eta_{\text{het}}, \Gamma, M)}{K_e(N, \eta_{\text{ken}}, \Gamma, M)} \quad (74)$$

is positive, i.e. $R_e < K_e$. In equation (74) η_{ken} and η_{het} are the ON/OFF and heterodyne detection efficiencies, respectively. In figure 7 we plot B_e as a function of channel energy N for different values of the other parameters. Three

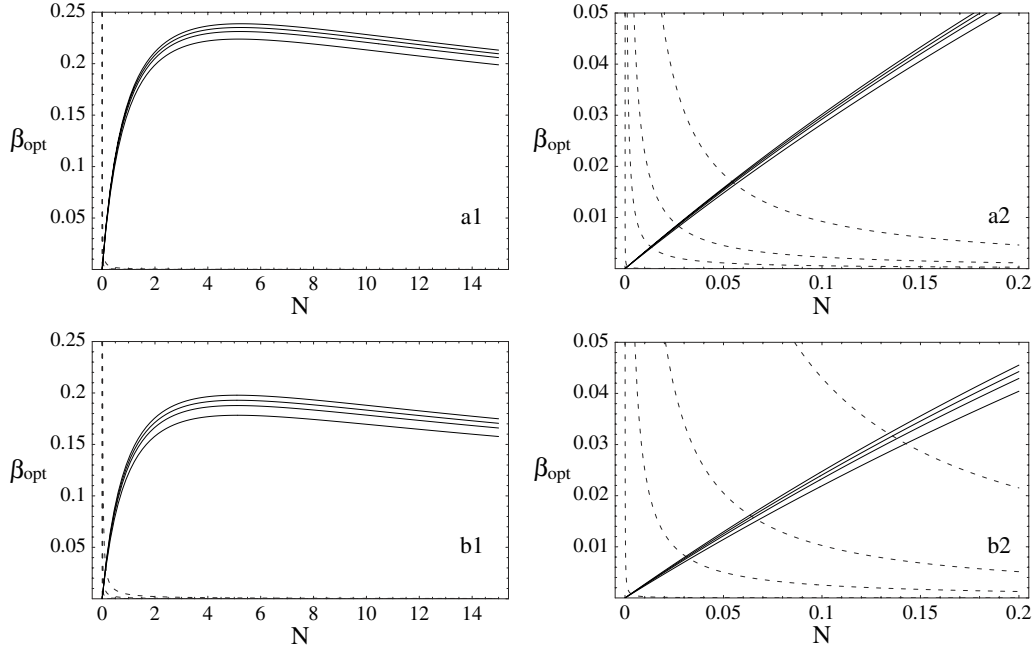


Figure 6. Plots of the optimal entanglement fraction β_{opt} (solid curves) given in equation (69) and of the survival entanglement fraction β_s (dashed curves) given in equation (63) as a function of the channel energy N for different values of Γ , M and η . The plots (a2) and (b2) are magnifications of the regions $0 < N < 0.2$ of plots (a1) and (b1), respectively. In all the plots we put (from top to bottom for solid curves, from bottom to top for dashed curves) $M = 5 \times 10^{-3}$, 5×10^{-2} , 0.1 and 0.2 , respectively, whereas: (a1) $\eta = 0.9$, $\Gamma t = 10^{-1}$; (b1) $\eta = 0.9$, $\Gamma t = 2 \times 10^{-1}$. As the channel becomes more noisy, entanglement becomes less useful. Note that for this choice of the parameters, when $N \gtrsim 0.056$ (a2) and $N \gtrsim 0.142$ (b2) the state arriving at the receiver is always non-separable.

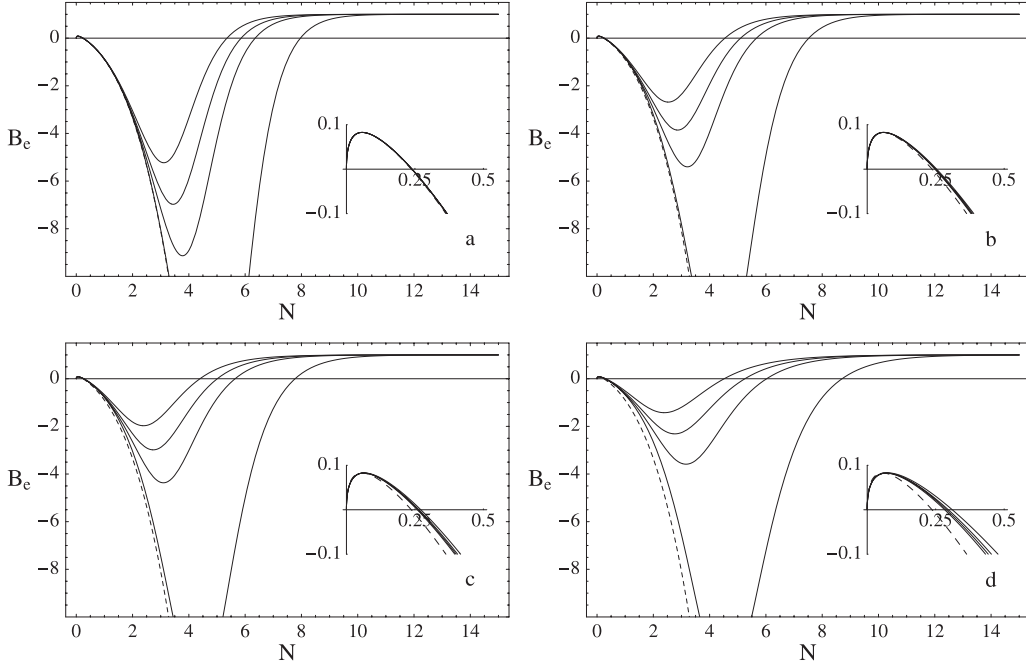


Figure 7. Plots of $B_e(N, \eta_{\text{ken}}, \eta_{\text{het}}, \Gamma, M)$, defined in equation (74), as a function of N for different values of Γt and M . The ON/OFF and heterodyne detection efficiencies are chosen as $\eta_{\text{ken}} = 0.95$ and $\eta_{\text{het}} = 0.85$, respectively, and $\cos^2 \phi = 0.99$. The dashed curve is B_e with $\Gamma, M = 0$. In all the plots the solid curves correspond to (from bottom to top) $M = 5 \times 10^{-3}$, 5×10^{-2} , 0.1 and 0.2 , respectively, whereas Γt is: (a) 10^{-2} , (b) 5×10^{-2} , (c) 0.1 , (d) 0.2 . The insets refer to the region $0 < N < 0.5$. When $B_e > 0$ one has $R_e < K_e$.

regions of interest can be identified, since, as in the case of homodyne detection, for given values of η_{ken} , η_{het} , Γ and M we have two different thresholds for the energy channel, namely $N_{\text{th},j}^{(\text{het})}(\eta_{\text{ken}}, \eta_{\text{het}}, \Gamma, M)$, $j = 1, 2$, such that $B_e = 0$. Heterodyne error probability is the smallest in a small region

for $N \leq N_{\text{th},1}^{(\text{het})}$ and for large values of the channel energy ($N > N_{\text{th},2}^{(\text{het})}$), whereas in an intermediate interval of energy values ($N_{\text{th},1}^{(\text{het})} < N \leq N_{\text{th},2}^{(\text{het})}$) the best results are obtained by direct detection (see table 3).

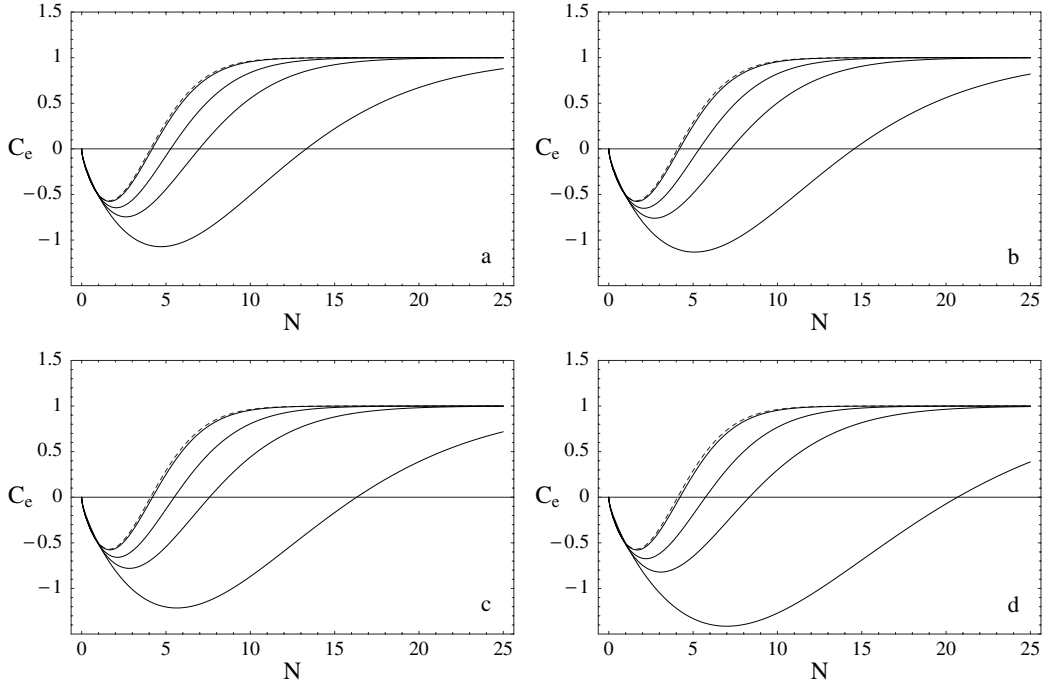


Figure 8. Plots of $C_e(N, \eta, \Gamma, M)$, defined in equation (75), as a function of N for different values of Γt and M . The heterodyne and homodyne detection efficiencies are chosen as $\eta = 0.85$. The dashed curve is C_e with $\Gamma, M = 0$. In all the plots the solid curves correspond to (from top to bottom) $M = 5 \times 10^{-3}, 5 \times 10^{-2}, 0.1$ and 0.2 , respectively, whereas Γt is: (a) 10^{-2} , (b) 5×10^{-2} , (c) 0.1 , (d) 0.2 . When $C_e > 0$ one has $R_e < H_e$.

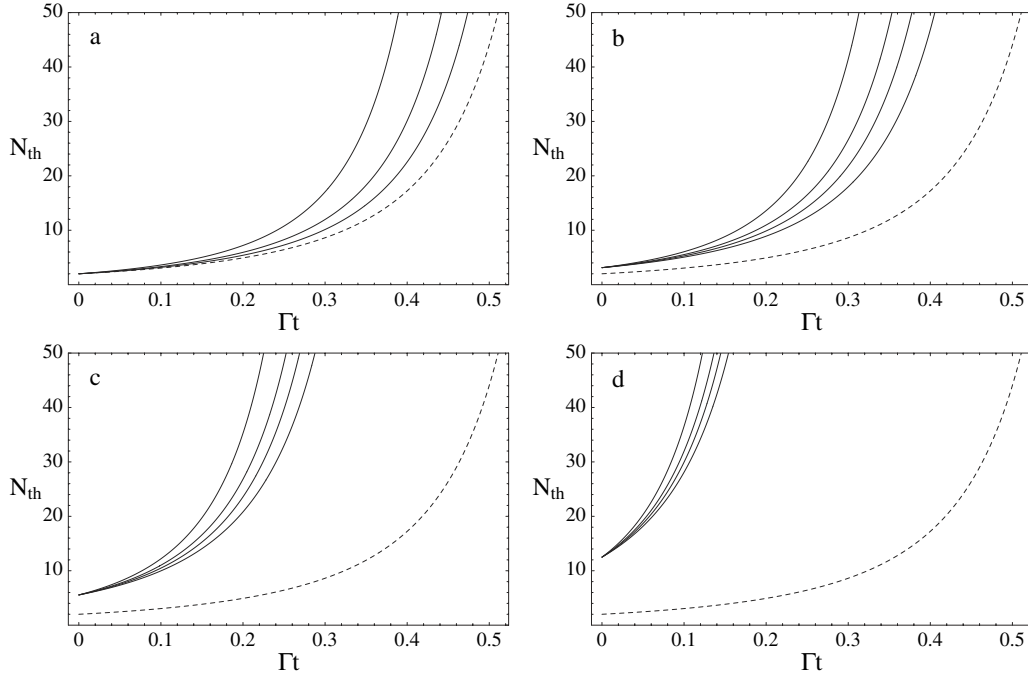


Figure 9. N_{th} as a function of Γt for different values of the detection efficiency η and the average number of thermal photons M . When $N > N_{th}$ the error probability using entangled channels and heterodyne detection is less than the one obtained with single-mode homodyne detection ($R_e < H_e$). The dashed curve is N_{th} for $\eta = 1$ and $M = 0$, while the solid curves represent the threshold for (from right to left) $M = 0, 5 \times 10^{-2}, 0.1$ and 0.2 , respectively, whereas: (a) $\eta = 1$, (b) $\eta = 0.9$, (c) $\eta = 0.8$ and (d) $\eta = 0.7$.

As for homodyne detection, the heterodyne receiver provides better results for either small or large values of the channel energy N , whereas for the intermediate region, whose width depends on Γ, M and η as in the case of A_e , direct detection should be preferred.

3.4. Heterodyne versus homodyne detection

Since the channel energy intervals where heterodyne and homodyne detection should be preferred to the direct one are quite similar, it is useful to introduce the function

Table 4. Comparison of heterodyne and homodyne detection as a function of the channel energy in the presence of noise during the transmission and detection stages. The threshold $N_{\text{th}}(\eta, \Gamma, M)$ defines two different regimes (see also figure 8).

Channel energy	Best detector (channel)
$N \leq N_{\text{th}}$	Homodyne (single mode)
$N > N_{\text{th}}$	Heterodyne (entangled)

$$C_e(N, \eta, \Gamma, M) = 1 - \frac{R_e(N, \eta, \Gamma, M)}{H_e(N, \eta, \Gamma, M)}, \quad (75)$$

which is positive when $R_e < H_e$. As one can see in figure 8, there exists a threshold $N_{\text{th}}(\eta, \Gamma, M)$ on the channel energy N such that if $N > N_{\text{th}}$ then $R_e < H_e$ (see table 4). Notice that the homodyne and heterodyne detection efficiencies have the same value. In figure 9 we plot N_{th} for different physical situations. The threshold increases with increasing noise either in the propagation or in the detection stage. For a channel energy above the threshold the use of entanglement improves the communication performance.

4. Conclusions

In this paper we have analysed binary communication in single-mode and entangled quantum noisy channels. We took into account different kinds of noise that may occur, i.e. losses and thermal noise during propagation, non-unit quantum efficiency of detectors during the measurement stage.

Concerning single-mode communication, we found that, in the presence of noise, homodyne detection is a more robust receiver compared with direct detection. In particular, homodyne detection achieves a smaller error probability for either small or large values of the energy of the channel, whereas for intermediate values direct detection should be preferred.

We then considered an entanglement-based quantum channel built by amplitude-modulated twin-beam and multipoint homodyne detection. As for the homodyning, heterodyne detection should be preferred to direct detection for either small or large values of the energy of the channels. On the other hand, the comparison between the performances of heterodyne and homodyne detection shows that there exists a threshold on the channel energy, above which the error probability using entangled channels and heterodyning is a minimum. The threshold depends on the amount of noise, and increases as imperfections in propagation and detection become more relevant. We summarized our results in tables 1–4.

We conclude that entanglement is a useful resource for improving binary communication in the presence of noise, especially in the large-energy regime.

Acknowledgments

This work has been supported by the INFM project PRA-2002-CLON, by MIUR through the PRIN project ‘Decoherence

control in quantum information processing’ and by the EC through the project ATESIT. MGAP is a research fellow at Collegio Alessandro Volta.

References

- [1] Helstrom C W, Liu J W S and Gordon J P 1970 *Proc. IEEE* **58** 1578
- [2] Helstrom C W 1976 *Quantum Detection and Estimation Theory* (New York: Academic)
- [3] Paris M G A 1996 *Phys. Lett. A* **217** 78
- [4] Kennedy R S 1973 *MIT Research Laboratory Electronics Quarterly Progress Report* No. 108 219
- [5] Dolinar S J 1973 *MIT Research Laboratory Electronics Quarterly Progress Report* No. 111 115
- [6] Sasaki M, Ban M and Hirota O 1996 *Phys. Rev. A* **54** 1691
Sasaki M and Hirota O 1996 *Phys. Rev. A* **54** 2728
Sasaki M and Hirota O 1997 *Phys. Lett. A* **224** 213
- [7] Eldar Y C and Formey G D 2001 *IEEE Trans. Inf. Theory* **47** 858
- [8] Sasaki M, Carlini A and Chefles A 2001 *J. Phys. A: Math. Gen.* **34** 7017
- [9] van Enk S J 2002 *Phys. Rev. A* **66** 042308
- [10] Sasaki M, Usuda T S, Hirota O and Holevo A S 1995 *Phys. Rev. A* **53** 1273
- [11] Mizuno J *et al* 2001 *Phys. Rev. A* **65** 012315
- [12] Sasaki M, Momose R and Hirota O 1997 *Phys. Rev. A* **55** 3222
- [13] Paris M G A 2003 *Quantum Communication Computing and Measurement* vol 5, ed J Shapiro and O Hirota (Princeton, NJ: Rinton Press) p 337 (*Preprint quant-ph/0210014*)
- [14] Ban M 2000 *J. Opt. B: Quantum Semiclass. Opt.* **2** 786
- [15] Marian P and Marian T A 1993 *Phys. Rev. A* **47** 4474
- [16] Cahill K and Glauber R 1969 *Phys. Rev.* **177** 1857
- [17] D’Ariano G M, Macchiavello C and Paris M G A 1995 *Quantum Communication and Measurement* ed V P Belavkin *et al* (New York: Plenum) p 339
- [18] Walls D and Milburn G 1994 *Quantum Optics* (Berlin: Springer)
- [19] Yuen H P and Chan V W S 1983 *Opt. Lett.* **8** 177
Abbas G L, Chan V W S and Yee S T 1983 *Opt. Lett.* **8** 419
Abbas G L, Chan V W S and Yee S T 1985 *J. Lightwave Technol.* **3** 1110
- [20] Lo H-K, Popescu S and Spiller T (ed) 1998 *Introduction to Quantum Computation and Information* (Singapore: World Scientific)
- [21] Chuang I L and Nielsen M A 2000 *Quantum Information and Quantum Computation* (Cambridge: Cambridge University Press)
- [22] Furusawa A *et al* 1998 *Science* **282** 706
- [23] Kolobov M I and Fabre C 2000 *Phys. Rev. Lett.* **85** 3789
- [24] Saleh B E A, Jost B M, Fei H-B and Teich M C 1998 *Phys. Rev. Lett.* **80** 3483
- [25] D’Ariano G M, Lo Presti P and Paris M G A 2001 *Phys. Rev. Lett.* **87** 270404
- [26] Aytur O and Kumar P 1990 *Phys. Rev. Lett.* **65** 1551
- [27] Walker N G 1987 *J. Mod. Opt.* **34** 15
- [28] Yuen H and Shapiro J 1980 *IEEE Trans. Inf. Theory* **26** 78
- [29] Paris M G A 2003 *Entangled light and applications* *Progress in Quantum Physics Research* ed V Krasnolovets (New York: Nova Publisher) at press
- [30] Duan L-M, Giedke G, Cirac J I and Zoller P 2000 *Phys. Rev. Lett.* **84** 2722
- [31] Simon R 2000 *Phys. Rev. Lett.* **84** 2726